

How to Make Strong (0.5%) Chlorine Solution from Liquid Bleach

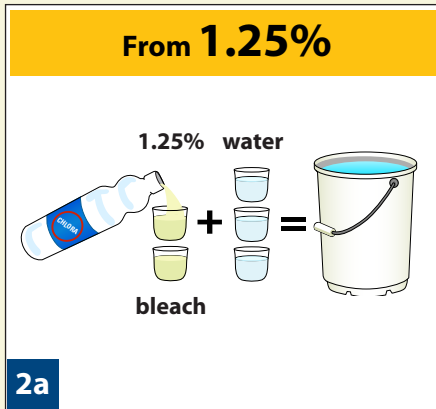
Use strong (0.5%) chlorine solution to clean and disinfect surfaces, objects, and body fluid spills.

Make new strong (0.5%) chlorine solution every day. Throw away any leftover solution from the day before.



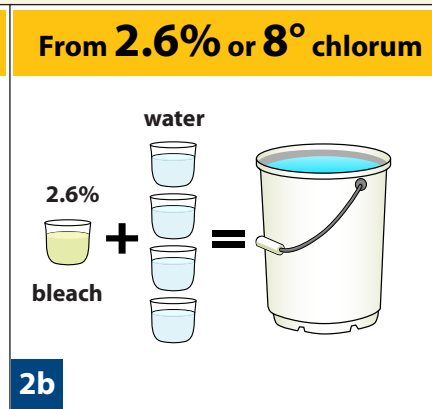
1

Make sure you are wearing **extended PPE**.



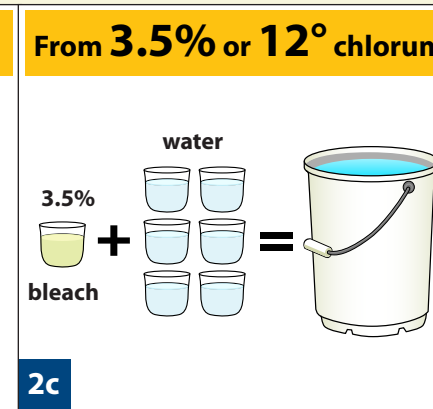
2a

Pour 2 parts liquid bleach and 3 parts water into a bucket. Repeat until full.



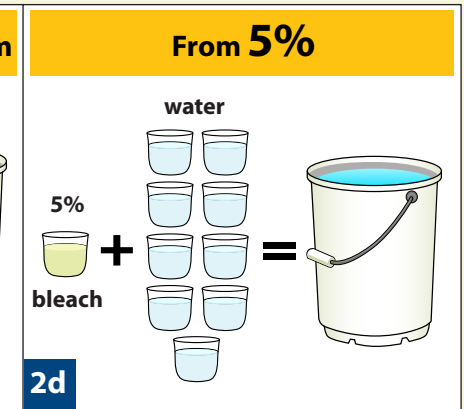
2b

Pour 1 part liquid bleach and 4 parts water into a bucket. Repeat until full.



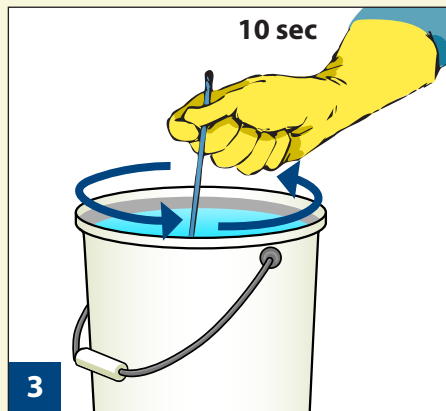
2c

Pour 1 part liquid bleach and 6 parts water into a bucket. Repeat until full.



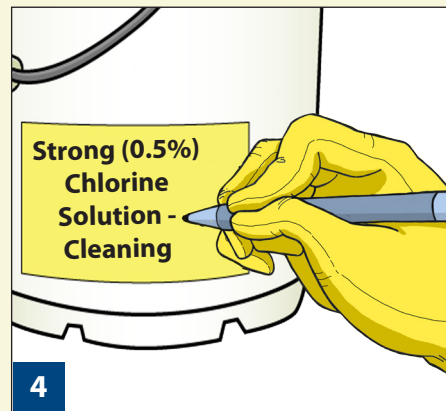
2d

Pour 1 part liquid bleach and 9 parts water into a bucket. Repeat until full.



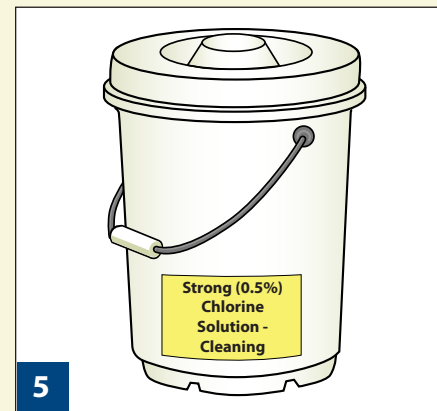
3

Stir well for 10 seconds.



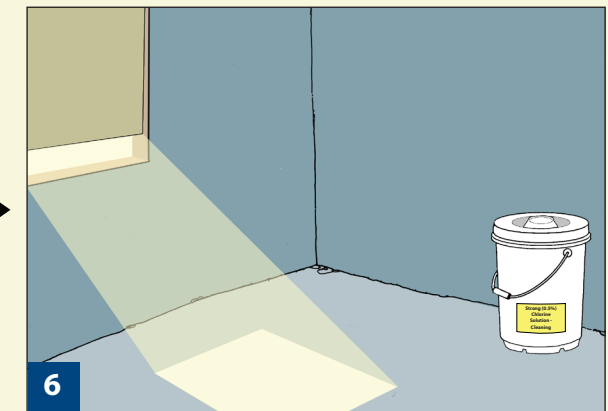
4

Label bucket "**Strong (0.5%) Chlorine Solution - Cleaning.**"



5

Cover bucket with lid.



6

Store in shade. Do not store in direct sunlight.

Supplies Needed

- Measuring cup or liter bottle
- Bucket with lid
- Water
- Liquid bleach
- Stick for stirring
- Label

WARNING

Do NOT drink chlorine water.
Do NOT put chlorine water in mouth or eyes.